

Pick a Word

Use the words in the box below to complete each statement.

- | | | |
|----------------------|---------------------|------------------|
| advisory speed limit | lane signal | roadway markings |
| basic speed law | minimum speed limit | school zone |
| flashing signal | pedestrian signal | shared left-turn |
| guide sign | regulatory sign | traffic signals |
| international signs | right-turn-on-red | warning sign |

- Information on routes, service areas, and points of interest are provided on a _____.
- A _____ tells you about the laws that you must obey.
- To keep traffic moving, a _____ is set on some primary highways and expressways.
- A yellow, diamond-shaped sign that alerts you to possible hazards is called a _____.
- Two signs used in a _____ alert drivers to children who might dart out into the street without looking.
- Obey the _____ when traffic, roadway, or weather conditions are bad.
- To help drivers make safe left turns in the middle of the block, a _____ lane is used in many cities.
- Special conditions such as a sharp curve are often posted with an _____ sign.
- At some intersections, a _____ alerts drivers to dangerous conditions.
- Painted solid lines, broken lines, arrows, or words are called _____.
- Changes in travel direction during rush-hour traffic is indicated by a _____ light hanging overhead.
- When a traffic signal is red, the _____ law allows a driver to turn right.
- Drivers who travel from country to country can understand the meaning of _____ because they use symbols rather than words.
- At heavily traveled intersections, a _____ is mounted near traffic lights.
- All _____ have specific colors to help traffic flow smoothly.

Match the Color

Use the colors in the box below to identify the highway signs. Write in the blank the color that matches the sign.

- | | | | | |
|-----|-------|--------|------|--------|
| red | green | orange | blue | yellow |
|-----|-------|--------|------|--------|

- | | |
|-------------------------------------|--|
| _____ 1. Construction or detour | _____ 4. Information on routes and distances |
| _____ 2. Stop, yield, or prohibited | _____ 5. Warning, danger ahead |
| _____ 3. Motorist service | |

Check Your Knowledge

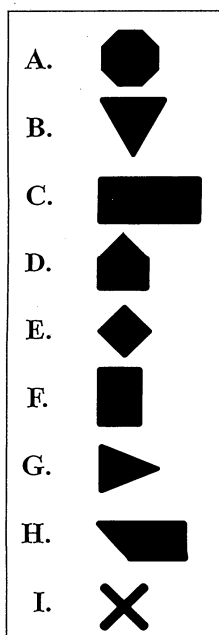
Check true or false for each of the situations below.

	True	False
1.		
2.		
3.		
4.		
5.		
6.		
7.		
8.		
9.		
10.		

- When two drivers stop at the same time at an intersection, the driver on the right should go first.
- The posted maximum speed limit is safe for any driving conditions.
- A diamond-shaped sign warns drivers of conditions such as a divided highway or deer crossing.
- The sign with a black "X" and two "Rs" warns drivers of a railroad crossing ahead.
- At intersections where a stop line and pedestrian crosswalk are marked, you must stop at the pedestrian crosswalk.
- Drivers must come to a full stop at a flashing red light.
- The flashing pedestrian signal alerts drivers to pedestrians in the crosswalk.
- YIELD signs and STOP signs are examples of regulatory signs.
- Interstate routes heading east or west are odd-numbered.
- A yellow pennant-shaped sign and solid yellow line are used in no-passing zones.

Pick the Sign Shape

Write the letter of the sign that matches the description.



- _____ 1. This black and white regulatory sign identifies the maximum speed limit.
- _____ 2. These signs alert you to possible dangers ahead.
- _____ 3. The railroad crossing location is marked with this sign.
- _____ 4. This red and white sign means a driver must be ready to yield the right-of-way.
- _____ 5. This black and white sign indicates traffic may only flow in one direction.
- _____ 6. This sign is placed on the left side of the roadway at the start of a no-passing zone.
- _____ 7. When this sign shows a crosswalk with children, it marks a school zone.
- _____ 8. A full stop is required at this red and white sign.
- _____ 9. This brown sign guides you to public recreation areas.
- _____ 10. When this sign is orange it warns of a construction zone.

Choose the Best Action

Write the letter of the action you would use. You will use some letters more than once.

- | Action |
|---|
| A. Pull off the roadway immediately |
| B. Maintain position |
| C. Reduce speed |
| D. Come to a full stop |
| E. Change lanes |
| F. Continue in your lane |
| G. Proceed with caution |
| H. Steer toward the center of the roadway |
| I. Yield to the other driver |
- _____ 1. The road is divided with two solid yellow lines and you want to pass.
 - _____ 2. You see red raised roadway markers in the road ahead.
 - _____ 3. You are traveling at the maximum speed limit and it starts snowing.
 - _____ 4. There is no other traffic as you approach a red flashing light.
 - _____ 5. You are traveling at 35 mph when you see a school zone sign.
 - _____ 6. A two-way roadway is divided by a shared left-turn lane and you want to turn left.
 - _____ 7. The roadway in your lane has a left-turn arrow. You want to turn right.
 - _____ 8. The traffic light turns yellow as you enter the intersection.
 - _____ 9. The traffic light is green but a traffic control officer is signaling you to stop.
 - _____ 10. Driving late at night you feel rumble strips under your tires.
 - _____ 11. You are traveling in the far right lane. The sign ahead warns you that the lane is ending.
 - _____ 12. You approach an intersection with a flashing yellow light.
 - _____ 13. You arrive at a four-way stop at the same time as the driver to the right.
 - _____ 14. The lane you are traveling in has a green arrow pointing toward your intended path of travel.

Use the Pictures


Identify the signs and check the correct category for each below.

Sign	Regulatory	Warning	Guide
1.			
2.			
3.			
4.			
5.			
6.			

1. 
2. 
3. 
4. 
5. 
6. 

Study the Pictures


For each picture, write the action you would take in the situation.



You are in the left lane entering this construction area. You slowed to the posted speed limit. What else should you have done?



Where do you stop?



You want to turn right. Which lanes permit a right turn?
