

**Pick a Word**

Use the word or words in the box that best matches each statement below.

controlled braking	overdriving headlights
fishtailing	rocking a vehicle
hydroplaning	skid

- \_\_\_\_\_ 1. A tire rises up on top of water and no longer has contact with the road
- \_\_\_\_\_ 2. Driving forward a little and then back a little to move your vehicle out of snow, mud, or sand
- \_\_\_\_\_ 3. When tires lose all or part of their grip on the roadway while braking, accelerating, or steering
- \_\_\_\_\_ 4. The rear of the vehicle swerving back and forth
- \_\_\_\_\_ 5. A technique of applying your brakes to slow or stop quickly without locking your wheels
- \_\_\_\_\_ 6. Driving at a speed that makes your stopping distance longer than the distance lighted by your headlights

**Check Your Knowledge**

Check correct or incorrect for each situation. If the statement is incorrect, write the word that makes the statement correct.


**Correction**

	Correct	Incorrect		Correction
1.			1. Turn on the heater to help reduce moisture on the inside of the windshield.	_____
2.			2. The darkest days have the darkest shadows.	_____
3.			3. Move to lane position 2 if the oncoming driver does not reduce high-beam headlights.	_____
4.			4. In fog, other vehicles may be closer than you think.	_____
5.			5. Use high-beam headlights day or night when it snows.	_____
6.			6. Slushy snow in standing water can increase hydroplaning risk.	_____
7.			7. If water is just over the tire rims, drive quickly in low gear.	_____
8.			8. Apply heavy brake pressure to help dry wet brakes.	_____
9.			9. To help correct a skid, steer toward the target.	_____
10.			10. You are in a rear-wheel skid if you turn the steering wheel and the vehicle continues straight.	_____
11.			11. Correct an over-power skid by letting off the accelerator.	_____
12.			12. ABS will enable you to stop in a shorter distance.	_____
13.			13. When your engine gets hot, turn on your air conditioner.	_____

**Answer the Question**

After you have looked at the photo and considered the low-visibility conditions, write the answers to the questions.

1. When is it safe to use high-beam headlights when other vehicles are on the road in front of you?  
 \_\_\_\_\_
2. What is the most important rule for your vehicle's glass?  
 \_\_\_\_\_
3. What action can you take to remind drivers to lower their high-beam headlights?  
 \_\_\_\_\_
4. How can stopping distance be checked on dry pavement at night?  
 \_\_\_\_\_
5. What three actions can a driver take if moisture builds up on the inside of the windshield?  
 \_\_\_\_\_  
 \_\_\_\_\_  
 \_\_\_\_\_



**Choose Your Action**

Write the action you should take to reduce your risk.

1. You encounter fog while driving.
2. You are driving at the maximum speed limit when sleet starts to fall.
3. It looks like the water on the road ahead will be as high as the bottom of your vehicle.
4. You get stuck in deep snow, mud, or sand.
5. You must drive on a heavily traveled gravel road.
6. You need to brake hard with your ABS-equipped vehicle.
7. Ice and slush are stuck to the underside of your vehicle when you park.
8. You get stuck in deep snow with your engine running.
9. Snow is packed down in the tire tracks in lane position 1.
10. You need to check your traction in icy areas.

**Your Action**

1. \_\_\_\_\_
2. \_\_\_\_\_
3. \_\_\_\_\_
4. \_\_\_\_\_
5. \_\_\_\_\_
6. \_\_\_\_\_
7. \_\_\_\_\_
8. \_\_\_\_\_
9. \_\_\_\_\_
10. \_\_\_\_\_

**Pick the Term**

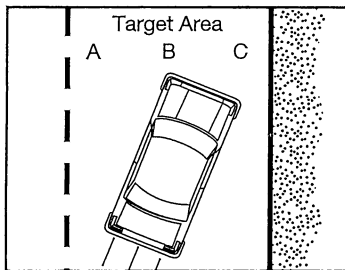
Use the words in the box to the right to complete the statement on traction control.

1. Remove accelerator or brake pedal pressure in a \_\_\_\_\_ skid.
2. \_\_\_\_\_ skids are caused by too much acceleration on the drive wheels.
3. A front-wheel skid results in a loss of \_\_\_\_\_ control.
4. In a \_\_\_\_\_ skid, steer quickly and precisely.
5. The squeeze-relax-squeeze technique is used for \_\_\_\_\_ braking.

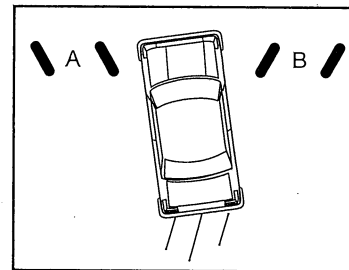
controlled  
front-wheel  
over-power  
rear-wheel  
steering

**Test Your Knowledge**

Answer the questions below.



**Diagram A**



**Diagram B**

1. The vehicle in Diagram A skidded off target.
  - A. Where should the driver look? Check the correct answer  
 Look toward A.  
 Look toward B.  
 Look toward C.
  - B. Where should the driver steer? Check the correct answer.  
 Steer toward A.  
 Steer toward B.  
 Steer toward C.
2. List the three steps a driver should take to control a front-wheel skid.

---



---



---


3. If a vehicle does not have ABS, name and describe the technique the driver should use to stop quickly.

---

4. In Diagram B, circle A or B for the direction the front tires would be turned when the front of the vehicle skids to the left off target.

**Study the Picture**

Study the conditions in the picture and check true or false for each statement below.



1. Rain covered roadways create limited traction.
2. Use cruise control on slippery roads for control.
3. Increase following distance from other vehicles.
4. Use high-beam headlights to increase visibility to others.
5. Roads are most slippery when rain starts to fall.
6. Drive in the tire tracks left by other vehicles.
7. Bald tires reduce the chance of hydroplaning.
8. A sign that the brakes are wet is the vehicle pulls to one side.
9. Estimate water depth by looking at parked vehicles.
10. If the windshield wipers must be used, turn off the headlights.

	True	False
1.		
2.		
3.		
4.		
5.		
6.		
7.		
8.		
9.		
10.		